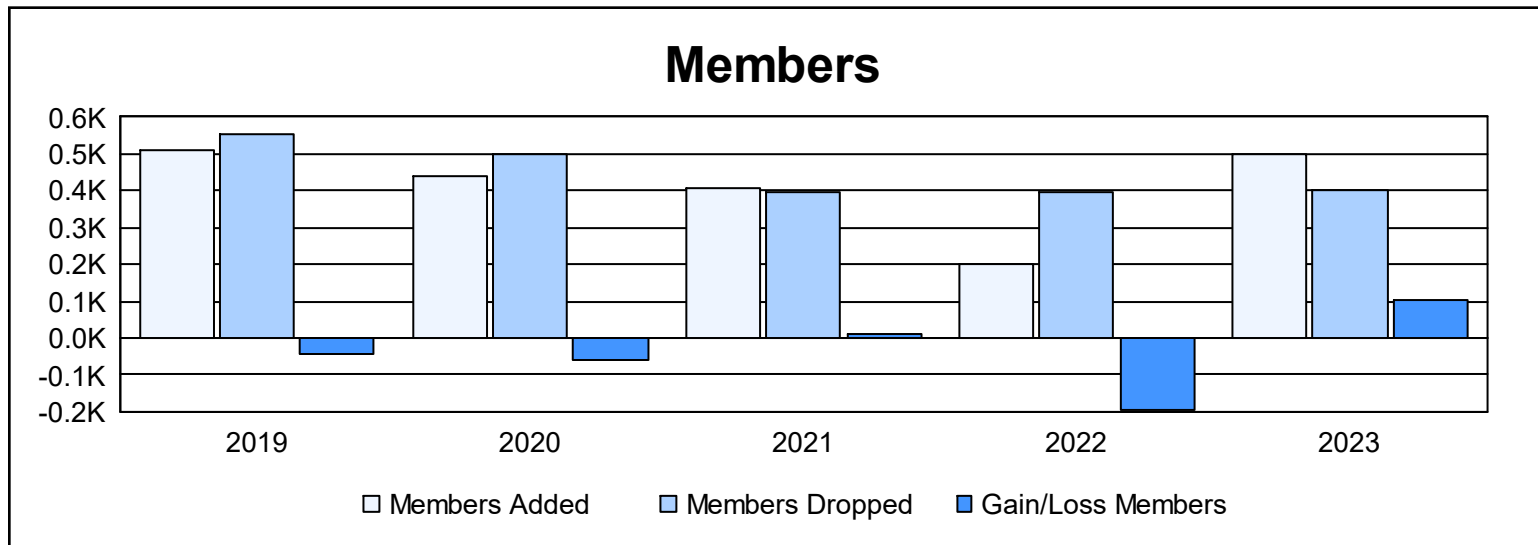
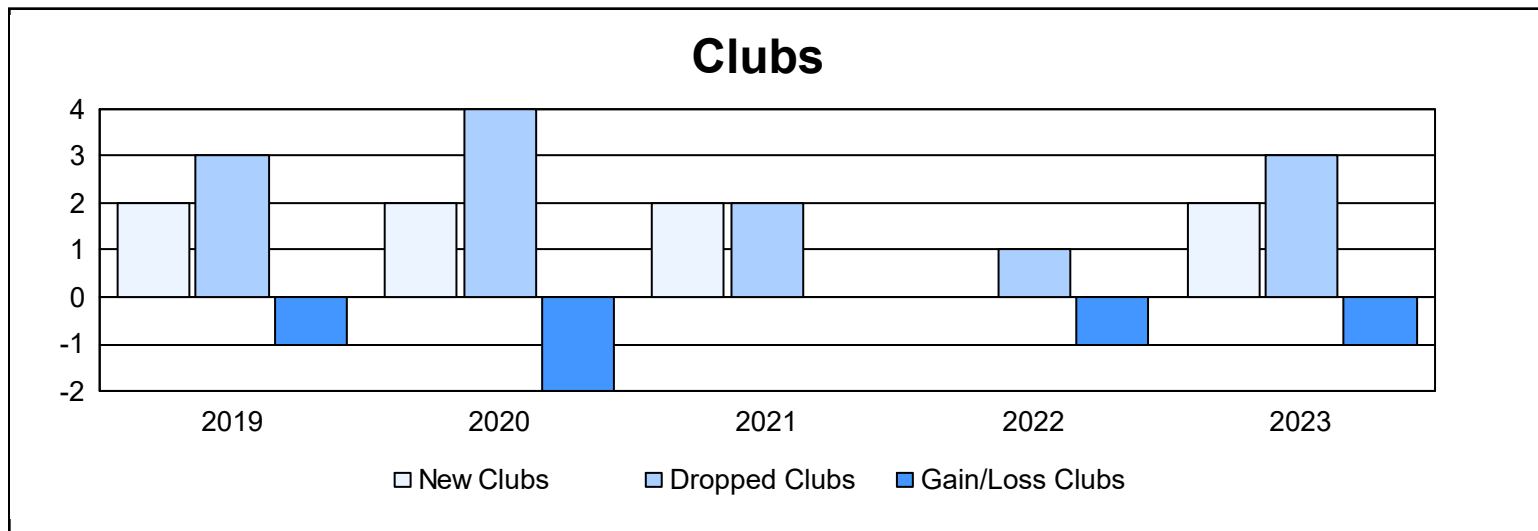
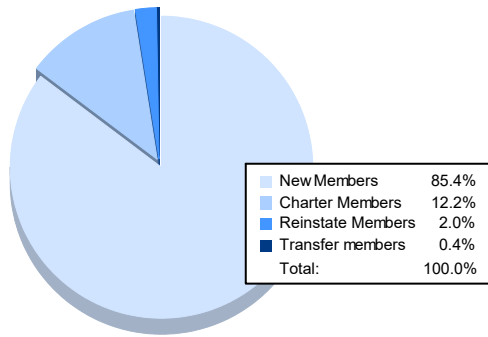


Year	New Clubs	Dropped Clubs	Gain/ Loss Clubs	New Members	Charter Members	Reinstate Members	Transfer Members	Total Member Added	Total Members Dropped	Gain/ Loss Members
2018-2019	2	3	-1	444	48	14	3	509	551	-42
2019-2020	2	4	-2	361	66	12	2	441	500	-59
2020-2021	2	2	0	323	73	8	4	408	397	11
2021-2022	0	1	-1	183	3	7	7	200	398	-198
2022-2023	2	3	-1	427	61	10	2	500	399	101
<b>Average</b>	<b>2</b>	<b>3</b>	<b>-1</b>	<b>348</b>	<b>50</b>	<b>10</b>	<b>4</b>	<b>412</b>	<b>449</b>	<b>-37</b>



### Membership Composition June 2023 Cumulative



### Gender Composition June 2023 Cumulative

